

Gentle introduction to Soergel bimodules I: The basics

NICOLAS LIBEDINSKY

Abstract This paper is the first of a series of introductory papers on the fascinating world of Soergel bimodules. It is combinatorial in nature and should be accessible to a broad audience. The objective of this paper is to help the reader feel comfortable calculating with Soergel bimodules and to explain some of the important open problems in the field. The motivations, history and relations to other fields will be developed in subsequent papers of this series.

1 Introduction

1.1 Declaration of intent

As said in the abstract, this paper is an introduction to Soergel bimodules. We give many examples and show explicit calculations with the Hecke algebra and the Hecke category (one of its incarnations being Soergel bimodules). Most of the other Hecke categories (categorifications of the Hecke algebra) such as category \mathcal{O} , Elias-Williamson diagrammatic category, Sheaves on moment graphs, 2-braid groups and Parity Sheaves over Schubert varieties, are left for follow-ups of this paper. The applications of this theory are also left for the follow-ups.

Soergel bimodules were introduced by Wolfgang Soergel [So2] in the year 92', although many of the ideas were already present in his 90' paper [So1]. In those papers he explained its relations to representations of Lie groups. In the year 00' he proved [So4] a link between them (at that time he called them "Special bimodules", and although they are quite special, apparently they are more Soergel than special) and representations of algebraic groups in positive characteristic that proved to be extremely deep. In his 07' paper [So5] he simplified many arguments and proved some new things. After this paper...

WARNING: The following section is just intended to impress the reader.

1.2 ...Bum! Explosion of the field

Soergel bimodules were (and are) in the heart of an explosion of new discoveries in representation theory, algebraic combinatorics, algebraic geometry and knot theory. We give a list of some results obtained using Soergel bimodules in the last five years.

- (1) **Algebraic groups:** A disproof of Lusztig's conjecture predicting the simple characters of reductive algebraic groups (1980). This was probably the most important open conjecture in representation theory of Lie-type objects.
- (2) **Lie algebras:** An algebraic proof of Kazhdan-Lusztig conjectures predicting the multiplicities of simple modules in Verma modules (1979) for complex semi-simple Lie algebras. A geometric proof was given in the early 80's, but we had to wait 35 years to have an algebraic proof of an algebraic problem.
- (3) **Symmetric groups:** A disproof of James conjecture predicting the characters of irreducible modular representations for the symmetric group (1990).
- (4) **Combinatorics:** A proof of the conjecture about the positivity of the coefficients of Kazhdan-Lusztig polynomials for any Coxeter system (1979). This was a major open combinatorial problem.
- (5) **Algebraic geometry:** A disproof of the Borho-Brylinski and Joseph characteristic cycles conjecture (1984).
- (6) **Combinatorics:** A proof of the positivity of parabolic Kazhdan-Lusztig polynomials for any Coxeter system and any parabolic group.
- (7) **Knot theory:** A categorification of Jones polynomials and HOMFLYPT polynomials.
- (8) **Higher representation theory:** A disproof of the analogue for KLR algebras of James conjecture, by Kleschev and Ram (2011).
- (9) **Lie algebras:** An algebraic proof of Jantzen's conjecture about the Jantzen filtration in Lie algebras (1979).
- (10) **Combinatorics** A proof of the Monotonicity conjecture (1985 aprox.)
- (11) **Combinatorics:** A proof of the Unimodality of structure constants in Kazhdan-Lusztig theory.

We will start this story by the first of three levels, the classical one.

1.3 Acknowledgements

This work is supported by the Fondecyt project 1160152 and the Anillo project ACT 1415 PIA Conicyt. The author would like to thank very warmly Macarena Reyes for her hard work in doing most of the pictures. I would also like to thank David Plaza, Paolo Sentinelli, Sebastián Cea and Antonio Behn for detailed comments and suggestions.

2 Classical level: Coxeter systems

2.1 Some definitions

A *Coxeter matrix* is a symmetric matrix with entries in $\{1, 2, \dots\} \cup \{\infty\}$, diagonal entries 1 and off-diagonal entries at least 2.

Definition 1 A pair (W, S) , where W is a group and S is a finite subset of W , is called a *Coxeter system* if W admits a presentation by generators and relations given by

$$\langle s \in S \mid (sr)^{m_{sr}} = e \text{ if } s, r \in S \text{ and } m_{sr} \text{ is finite} \rangle,$$

where $(m_{sr})_{s,r \in S}$ is a Coxeter matrix and e is the identity element.

We then say that W is a *Coxeter group*. One can prove that in the Coxeter system defined above, the order of the element sr is m_{sr} (it is obvious that it divides m_{sr}). The *rank* of the Coxeter system is the cardinality of S . If $s \neq r$, the relation $(sr)^{m_{sr}} = e$ is equivalent to

$$\underbrace{sr s \cdots}_{m_{sr}} = \underbrace{r s r \cdots}_{m_{sr}}$$

This is called a *braid relation*. On the other hand, as $m_{ss} = 1$, we have that $s^2 = e$. This is called a *quadratic relation*. An *expression* of an element $x \in W$, is a tuple $\underline{x} = (s, r, \dots, t)$ with $s, r, \dots, t \in S$ such that $x = sr \cdots t$. The expression is *reduced* if the length of the tuple is minimal. We denote $l(x)$ this length.

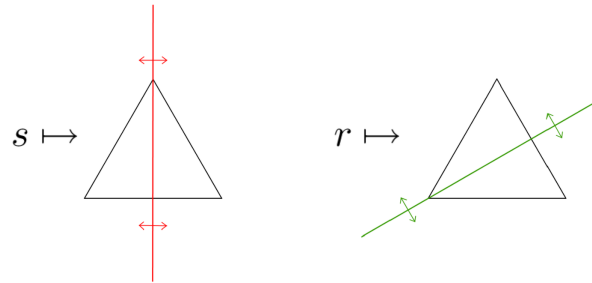
2.2 Baby examples

We start with two baby examples of Coxeter systems. In these two cases (as well as in examples (C) and (D)) we will calculate explicitly the two key objects in the theory, namely the Kazhdan-Lusztig basis and the indecomposable Soergel bimodules.

- (A) The group $\text{Symm}(\Delta)$ of symmetries of an equilateral triangle is isomorphic to the group with 6 elements

$$\langle s, r \mid s^2 = r^2 = e, srs = rsr \rangle.$$

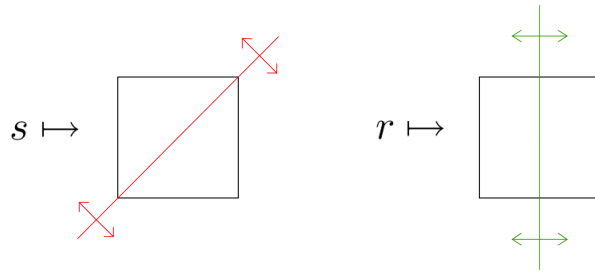
One possible isomorphism is given by the map



- (B) The group $\text{Symm}(\square)$ of symmetries of a square is isomorphic to the group with 8 elements

$$\langle s, r \mid s^2 = r^2 = e, srsr = rsrs \rangle.$$

One isomorphism between these groups is given by



2.3 Generalizing the baby examples: (infinite) regular polygons

One natural way to generalize the baby examples is to consider the symmetries of a regular n -sided polygon. This is also a finite Coxeter group denoted $I_2(n)$ (the subindex 2 in this notation denotes the rank of the Coxeter system, as defined in Section 2.1). A presentation of this group is given by

(C)
$$I_2(n) = \langle s, r \mid s^2 = r^2 = e, (sr)^n = e \rangle,$$

so $\text{Symm}(\Delta) \cong I_2(3)$ and $\text{Symm}(\square) \cong I_2(4)$. Again, one isomorphism here is given by sending s to some reflection and r to any of the “closest reflections to it”

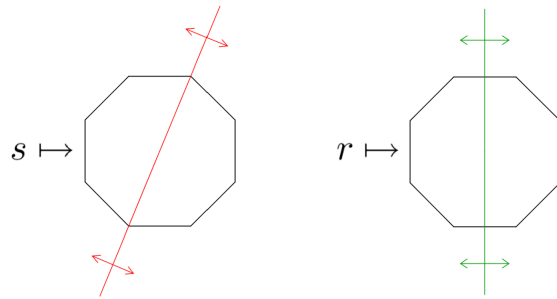


Figure 1: Example with $n = 8$

What is the *Infinite regular polygon*, the “limit” in n of the groups $I_2(n)$? A reasonable way to search for a geometric limit of the sequence of n -sided regular polygons, is to picture this sequence having “the same size” as in the figure

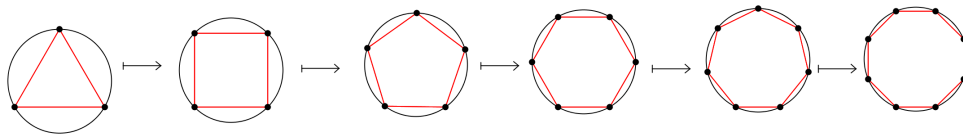


Figure 2: The incorrect mental image

If we do so, the (pointwise) limit is a circle. On the other hand, the limit when n goes to infinity of $I_2(n)$ is algebraically clear if we consider the presentation given in Example (C). It is the infinite group

$$U_2 = \langle s, r \mid s^2 = r^2 = e \rangle.$$

But the geometric and algebraic descriptions given here do not coincide! The group $\text{Symm}(\bigcirc)$ of symmetries of the circle (usually called the orthogonal group $O(2)$) is not even finitely generated. We have passed to a continuous group! The best we can do is to see U_2 as a dense subgroup of $\text{Symm}(\bigcirc)$ (just consider s and r to be two “random” reflections of the circle).

There is a beautiful way to solve this problem: there is a discrete geometric limit of the sequence of n -sided regular polygons. Let us picture this sequence with one fixed side (in the figure, the darker one). Let us suppose that the fixed side has vertices in the points $(0, 0)$ and $(0, 1)$ of the plane.

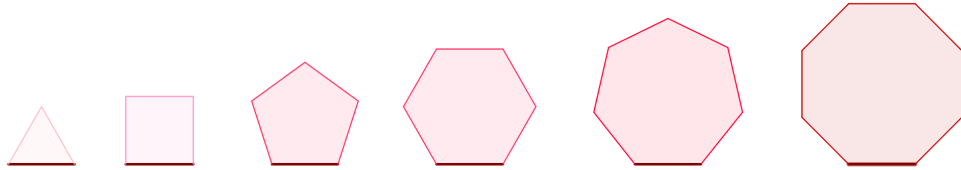


Figure 3: A new sequence

Then, if we make a “close up” around the darker side, and we put all the polygons together, we see

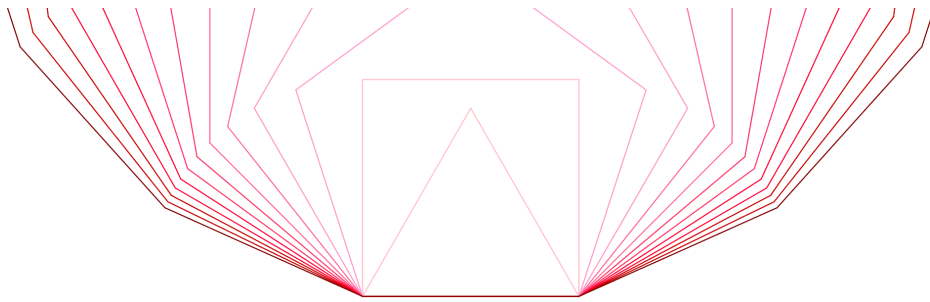


Figure 4: The figure opens like flower

The (pointwise) limit is \mathbb{R} with the vertices converging to the set \mathbb{Z} . The symmetries of this geometric object (that we call (\mathbb{R}, \mathbb{Z})) is isomorphic to U_2 ! One isomorphism is given by sending s to the reflection through 0 and r to the reflection through $1/2$ (again “the closest reflection”). Now our geometric limit and the algebraic limit coincide and we can regain our lost calm.

For our fourth example, we just raise the rank of U_2 .

(D) The *Universal Coxeter system of rank n* is the group

$$U_n = \langle s_1, s_2, \dots, s_n \mid s_1^2 = s_2^2 = \dots = s_n^2 = e \rangle$$

This is the most complicated family of groups in which one can still compute all of the Kazhdan-Lusztig theory explicitly.

2.4 Generalizing the baby examples: tessellations

We will denote by $[n, p, q]$ the Coxeter system with simple reflections $S = \{s, r, t\}$ and with Coxeter matrix given by $m_{sr} = n, m_{st} = p$ and $m_{rt} = q$.

2.4.1 Tessellations of the Euclidean plane

A natural way to generalize the equilateral triangle is to consider the following tessellation of the Euclidean plane by equilateral triangles




Figure 5: $[6,3,2]$

This tessellation can be generalized by coloring this tiling as in Figure 6 or by tiling the plane with other (maybe colored) regular convex polygons as it is the checkboard of Figure 7 or the honeycomb of Figure 8.




Figure 6: $[3,3,3]$




Figure 7: $[4,4,2]$




Figure 8: $[6,3,2]$

Note the (curious?) equalities obtained by adding the corresponding inverses

of n, p and q in the last figures:

$$\frac{1}{3} + \frac{1}{3} + \frac{1}{3} = \frac{1}{4} + \frac{1}{4} + \frac{1}{2} = \frac{1}{6} + \frac{1}{3} + \frac{1}{2} = 1$$

2.4.2 Tessellations of the hyperbolic plane

It is quite fantastic the amount of tessellations by triangles of the hyperbolic plane. Here we give some examples using the Poincaré disk model.




Figure 9: [7,3,2]




Figure 10: [6,6,6]




Figure 11: $[\infty, \infty, \infty,]$

Figure 10 is called by some (at least by me) “Devil’s tessellation”.

In general, there is a tessellation by triangles of the hyperbolic plane with group of symmetries $[n, p, q]$ if and only if

$$\frac{1}{n} + \frac{1}{p} + \frac{1}{q} < 1. \quad (1)$$

In particular, if $n > 3$ and $p, q \geq 3$ then this inequality is satisfied. So most rank three Coxeter groups are the group of symmetries of some hyperbolic tiling. Those Coxeter groups which are not, are either the group of symmetries of a tessellation by triangles of the Euclidean plane¹ where inequality (1) is changed by an equality or they are the group of symmetries of a tessellation by triangles of the sphere like the following

¹Essentially those that can be constructed from Figures 6, 7 and 8. The groups of symmetries appearing in this fashion are just the three groups $[3, 3, 3]$, $[4, 4, 2]$ and $[6, 3, 2]$.




Figure 12: [2,3,3]




Figure 13: [2,3,4]




Figure 14: [2, 3, 5]

In the spherical case the reversed inequality is satisfied

$$\frac{1}{n} + \frac{1}{p} + \frac{1}{q} > 1. \quad (2)$$

so the triples $[n, p, q]$ that appear here are the “little numbers” (we just need to add to Figures 12, 13 and 14, the groups $[2, 2, n]$ for $n \geq 2$).

2.5 Generalizing the baby examples: more dimensions

If we raise the rank, we can generalize our baby examples in a different way. We give the n -analogue of the baby examples.

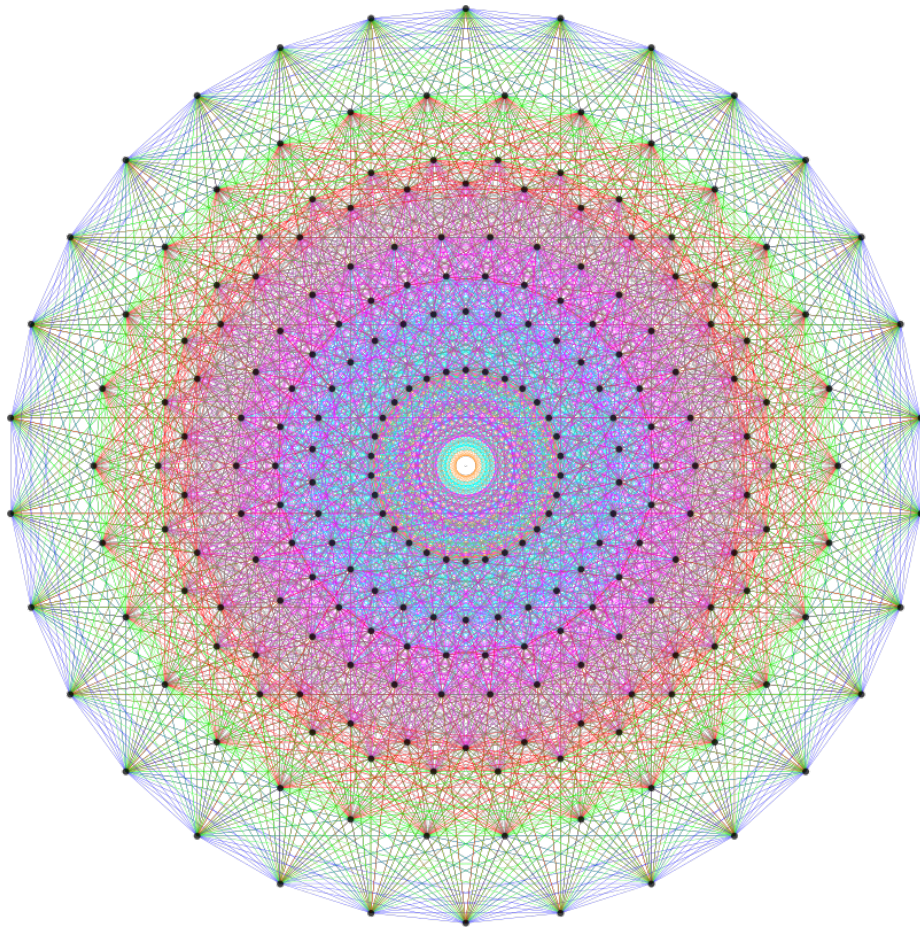
- (1) The *Weyl group of type A_{n-1}* . It can be defined as the symmetries of an n -simplex, or equivalently, as S_n , the symmetric group in n elements. The isomorphism between these two groups is obvious. It admits a Coxeter presentation given by generators $s_i, 1 \leq i < n$ and relations
 - $s_i^2 = e$ for all i .
 - $s_i s_j = s_j s_i$ if $|i - j| \geq 2$
 - $s_i s_j s_i = s_j s_i s_j$ if $|i - j| = 1$ (i.e. $i = j \pm 1$)

The isomorphism from this group to the symmetric group is given by sending s_i to the transposition $(i, i + 1) \in S_n$.

- (2) The *Weyl group of type BC_{n-1}* . It is the group of symmetries of an n -hypercube. It has order $2^n n!$
- (3) More generally, all symmetry groups of regular polytopes are finite Coxeter groups. Dual polytopes have the same symmetry group.

2.6 More examples

- Type A and type B groups are examples of *Weyl groups*. These groups appear in the theory of Lie algebras as the groups of symmetries of root systems associated to semisimple Lie algebras over the complex numbers (so they are examples of finite reflection groups). There are three infinite families of Weyl groups, types A_n , BC_n and D_n ($n \in \mathbb{N}$) and the exceptional groups of type E_6 , E_7 , E_8 , F_4 , G_2 . They are also symmetry groups of regular or semiregular polytopes. For example, this figure is a projection in the plane of an 8-dimensional semiregular polytope with symmetry group E_8



- The complete list of finite Coxeter groups is also known. Apart from the Weyl groups there are the groups H_2 (symmetries of pentagon), H_3

(symmetries of the 3-pentagon, or dodecahedron), H_4 (symmetries of the 4-pentagon, or hecatonicosachoron, a polytope, not a dinosaur as one may think), and also the infinite family $I_2(n)$ described above, although some of them are repeated: $I_2(3) = A_2$, $I_2(4) = B_2$, $I_2(5) = H_2$ and $I_2(6) = G_2$.

- The group U_2 is an example of an *Affine Weyl group*, it is also called \tilde{A}_1 . These groups appear naturally in the study of representations of algebraic groups and they are semidirect products of a lattice and a Weyl group. Their classification is almost the same as the one for Weyl groups. The only difference is that the family of Weyl groups BC_n gives rise to two families of affine Weyl groups, \tilde{B}_n and \tilde{C}_n , while each of the other Weyl groups, say A_n, D_n, E_6, \dots give rise to one affine Weyl group, namely $\tilde{A}_n, \tilde{D}_n, \tilde{E}_6, \dots$. These groups also appear as symmetry groups of uniform tessellations.
- The *Right-angled Coxeter groups* are the ones for which m_{sr} is either 2 or ∞ for each $s, r \in S$. They are important groups in geometric group theory.
- The *Extra-large Coxeter groups* are the ones for which $m_{sr} \geq 4$ for each $s, r \in S$. We saw lots of examples in section 2.4.2.

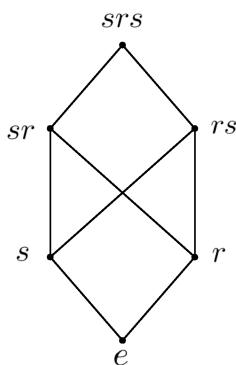
Personal philosophy of the author We consider the right-angled and the extra-large Coxeter groups as extreme (and oposite) cases and Weyl groups as being in the middle. Usually problems regarding Weyl groups are difficult to grasp while the same problems regarding the two mentioned cases are easier combinatorially and give light of the Weyl group case.

To learn more about Coxeter groups we advice the books [Hu], [BB] and [Da].

2.7 Bruhat order and an important property

One important concept about Coxeter systems is the *Bruhat order*. It is defined by $x \leq y$ if some substring of some (or every) reduced word for y is a reduced word for x .

For example, in the case of S_3 , the Bruhat order is represented in the following diagram



We see that in this example, the only couples of non-comparable elements are (s, r) and (sr, rs) .

A beautiful and important property (proved by Hideya Matsumoto in 1964 [Ma]) about Coxeter systems is that, if $x \in W$, one can obtain any reduced expression of x from any other, just by applying braid relations. Moreover, if $sx < x$ there is an expression of x that has s in the left, i.e. x admits an expression of the form $sr \cdots t$. Of course, if $xs < x$ then there is an expression of x that has s in the right.

3 Quantum level: Hecke algebras

3.1 Kazhdan-Lusztig's theory

For the basic definitions of Hecke algebras and Kazhdan-Lusztig polynomials we follow [So3]. Let (W, S) be a Coxeter system.

Definition 2 The Hecke algebra \mathcal{H} of a Coxeter system (W, S) is the $\mathbb{Z}[v, v^{-1}]$ -algebra with generators h_s for $s \in S$ and relations

- $h_s^2 = (v^{-1} - v)h_s + 1$ (quadratic relation)
- $\underbrace{h_s h_r h_s \dots}_{m_{sr}} = \underbrace{h_r h_s h_r \dots}_{m_{sr}}$ for all $s, r \in S$ (braid relation)

When v is replaced by 1 in the definition, one obtains the algebra $\mathbb{Z}W$. Thus we can see the Hecke algebra as a deformation of the group algebra.

For any reduced expression $\underline{s} = sr\dots t$ of an element $x \in W$ define the element $h_{\underline{s}} = h_s h_r \cdots h_t$. By the forementioned result of Matsumoto [Ma] we know that $h_{\underline{s}}$ does not depend on the reduced expression \underline{s} , it just depends on x . We call this element h_x . We define $h_e = 1$. The following is a basic lemma.

Lemma 3.1 (Nagayoshi Iwahori) *The set $\{h_x\}_{x \in W}$ is a basis of \mathcal{H} as a $\mathbb{Z}[v, v^{-1}]$ -algebra, called the standard basis.*

The element h_s has an inverse, namely $(h_s + v - v^{-1})$ as it is shown in the following calculation.

$$\begin{aligned} h_s(h_s + v - v^{-1}) &= [(v^{-1} - v)h_s + 1] + h_s(v - v^{-1}) \\ &= 1 \end{aligned} \tag{3}$$

This implies that h_x has an inverse for every $x \in W$. So we can define a \mathbb{Z} -module morphism $d : \mathcal{H} \rightarrow \mathcal{H}$ by the formula $d(v) = v^{-1}$ and $d(h_x) = (h_{x^{-1}})^{-1}$. It is an exercise to prove that this is a ring morphism, and we call it the *duality* in the Hecke algebra.

Let us make a short calculation

$$\begin{aligned} d(h_s + v) &= (h_s)^{-1} + v^{-1} \\ &= (h_s + v - v^{-1}) + v^{-1} \\ &= (h_s + v) \end{aligned} \tag{4}$$

So we obtain our first example of self-dual element. The following theorem (see [KL]) is the foundational theorem of Kazhdan-Lusztig theory.

Theorem 3.2 (David Kazhdan and George Lusztig) *For every element $x \in W$ there is a unique self-dual element $b_x \in \mathcal{H}$ such that*

$$b_x \in h_x + \sum_{y \in W} v\mathbb{Z}[v]h_y. \tag{5}$$

The set $\{b_x\}_{x \in W}$ is a $\mathbb{Z}[v, v^{-1}]$ -basis of \mathcal{H} , called the Kazhdan-Lusztig basis. If we write $b_x = h_x + \sum_{y \in W} h_{y,x}h_y$ then the Kazhdan-Lusztig polynomials $p_{y,x}$ are defined by the formula $p_{y,x} = v^{l(x)-l(y)}h_{y,x}$.

Remark 1 We will prove in Section 3.3 a stronger version of this theorem, namely that

$$b_x \in h_x + \sum_{y < x} v\mathbb{Z}[v]h_y, \tag{6}$$

where $<$ refers to the Bruhat order.

Before we prove this theorem we will believe it for a while and calculate the Kazhdan-Lusztig bases in some examples.

3.2 Calculations of KL bases in examples

In this section we give an explicit calculation of the Kazhdan-Lusztig basis for the examples A, B and C and we will give the formula (without a proof) for example D.

3.2.1 Baby example A

It is clear that $b_{\text{id}} = 1$. We have seen that $h_s + v$ is self-dual and it is of the form (6), so $b_s = (h_s + v)$. By symmetry between s and r we have that $b_r = (h_r + v)$.

It is easy to see that $b_{sr} = b_s b_r$. It is self-dual because d is a ring morphism and b_s and b_r both are. On the other hand it is of the form (6)

$$b_s b_r = h_{sr} + v h_s + v h_r + v^2,$$

and again we obtain b_{rs} by symmetry.

If we were very optimistic we would believe that $b_{srs} = b_s b_r b_s$, which is self-dual. Let us calculate

$$\begin{aligned} b_s b_r b_s &= (h_{sr} + v h_s + v h_r + v^2)(h_s + v) \\ &= (h_{srs} + \underbrace{v h_s^2}_{\text{term}} + v h_{rs} + v^2 h_s) + (v h_{sr} + v^2 h_s + v^2 h_r + v^3) \end{aligned} \quad (7)$$

But $v h_s^2 = (1 - v^2)h_s + v$, so $b_s b_r b_s$ is not of the form (6), we have a term that is h_s . To solve this issue we subtract b_s . We still have a self-dual element and we eliminate the h_s from the sum, so finally we obtain

$$\begin{aligned} b_{srs} &= b_s b_r b_s - b_s \\ &= h_{srs} + v h_{rs} + v h_{sr} + v^2 h_s + v^2 h_r + v^3 \end{aligned} \quad (8)$$

3.2.2 Baby example B

In Example A we never used that $m_{sr} = 3$ in our calculations. The point is that if $m_{sr} \neq 3$ then $b_s b_r b_s - b_s \neq b_r b_s b_r - b_r$. In our baby example (B) we have $m_{sr} = 4$. For the same reasons as before we have

- $b_{sr} = b_s b_r$

- $b_{srs} = b_s b_r b_s - b_s$
- $b_{rsr} = b_r b_s b_r - b_r$.

So we just need to calculate $b_{sr sr}$. We start again with

$$b_s b_r b_s b_r = (h_{sr} + v h_s + v h_r + v^2)(h_{sr} + v h_s + v h_r + v^2).$$

When we expand the right hand side, the only terms in the sum that do not give elements of the form (6) are $(v h_s)(h_{sr}) = (1 - v^2)h_{sr} + v h_r$ and $(h_{sr})(v h_r) = (1 - v^2)h_{sr} + v h_s$, so if we subtract $2b_{sr}$, we eliminate the two “problematic” terms and we obtain

$$\begin{aligned} b_{sr sr} &= b_s b_r b_s b_r - 2b_s b_r \\ &= h_{sr sr} + v h_{sr s} + v h_{r sr} + v^2 h_{sr} + v^2 h_{rs} + v^3 h_s + v^3 h_r + v^4 \\ &= \sum_{y \leq sr sr} v^{4-l(y)} h_y \end{aligned} \tag{9}$$

3.2.3 Example C

As one might have conjectured looking at the first two examples, for $x \in I_2(n)$ we have

$$b_x = \sum_{y \leq x} v^{l(x)-l(y)} h_y \tag{10}$$

If we would want to play the game we played in the first two examples, this is, if we wanted to express b_x as additions and subtractions of *Bott-Samelsons* (i.e. objects of the type $b_s b_r \cdots b_t$, with $s, r, \dots, t \in S$) then we obtain the combinatorics appearing in Temperley-Lieb algebras, but this approach is a bit complicated. It is easier to prove directly equation (10).

We will prove equation (10) by induction on the length of x . Let us call for the moment

$$c_x := \sum_{y \leq x} v^{l(x)-l(y)} h_y$$

So our induction hypothesis is that $b_y = c_y$ for all elements y such that $l(y) \leq n$. Let us introduce the following

Notation 3.3 In the group $I_2(n) = \langle s, r \rangle$ we will denote, for any $0 \leq i \leq n$,

$$s(i) := \underbrace{sr s \cdots}_{i \text{ terms}} \in W \quad \text{and} \quad r(i) := \underbrace{r s r \cdots}_{i \text{ terms}} \in W$$

We will prove that

$$c_{s(n+1)} = b_s c_{r(n)} - c_{s(n-1)} \quad (11)$$

thus mimicking the construction that we will do in the proof of Theorem 3.2. Once we have proved this, we are done, because the right-hand side is clearly self-dual (by induction hypothesis), and the left-hand side clearly belongs to $h_{s(n+1)} + \sum_y v\mathbb{Z}[v]h_y$ and thus $c_{s(n+1)} = b_{s(n+1)}$.

We call $x := s(n+1)$. If

$$A := \sum_{0 \leq i \leq n} v^{n-i} h_{r(i)}$$

and

$$B := \sum_{0 < i < n} v^{n-i} h_{s(i)},$$

then $c_{r(n)} = A + B$.

We have that

$$\begin{aligned} b_s A &= \sum_{0 \leq i \leq n} v^{n-i} h_{s(i+1)} + \sum_{0 \leq i \leq n} v^{(n+1)-i} h_{r(i)} \\ &= \sum_{1 \leq j \leq n+1} v^{(n+1)-j} h_{s(j)} + \sum_{0 \leq i \leq n} v^{(n+1)-i} h_{r(i)} \\ &= c_{s(n+1)}. \end{aligned}$$

On the other hand we have, using the quadratic relation,

$$\begin{aligned} b_s B &= \sum_{0 < i < n} v^{n-i} h_{r(i-1)} + \sum_{0 < i < n} v^{n-i-1} h_{s(i)} \\ &= \sum_{0 \leq j < n-1} v^{(n-1)-j} h_{r(j)} + \sum_{0 < i < n} v^{(n-1)-i} h_{s(i)} \\ &= c_{s(n-1)} \end{aligned}$$

thus proving equation (11).

Remark 2 We can see that the proof of equation (11) is independent of the dihedral group in which one is placed, but one knows that in $I_2(n)$ we have $h_{s(n)} = h_{r(n)}$, and thus, by equation (11) we have $b_{s(n)} = b_{r(n)}$. This is the basic insight of the following example.

3.2.4 Example D

Kazhdan-Lusztig polynomials were discovered (or invented) in 1979, but it was only in 1990 that Matthew Dyer gave a formula [Dy] to calculate inductively the Kazhdan-Lusztig basis for a Universal Coxeter system (we will not reproduce here the proof, although it is not a difficult one). In this case, every element has only one expression as a product of elements of S .

Theorem 3.4 (Dyer's Formula) *Let $x \in U_n$ and $x = rs \cdots$ with $r, s, \dots \in S$. Then we have the following recursive formula*

$$\begin{aligned} b_r b_x &= (v + v^{-1})b_x \\ b_t b_x &= b_{tx} && \text{if } t \neq r, s \\ b_s b_x &= b_{sx} + b_{rx} && \text{if } s \neq r \end{aligned} \tag{12}$$

Our baby examples A and B are particular cases of example C (the case of dihedral groups). We just saw in equation (11) that Dyer's Formula is also true for Dihedral groups (the first case of the formula comes from the fact $b_s b_s = (v + v^{-1})b_s$ and the second case never appears in Dihedral groups). In fact the same proof works for the infinite Dihedral group as we said in Remark 2. So the whole point of this theorem is that the calculation of the Kazhdan Lusztig basis in this case is local in nature, i.e. different strings of alternating simple reflections "don't intersect each other" in the following sense.

Let $x = \cdots psp s$ be an alternating sequence of simple reflections ending by s , and $y = srsrs \cdots$ an alternating sequence of simple reflections starting by s . Then we use the following notation

$$b_x * b_y := \frac{b_x b_y}{(v + v^{-1})}$$

It is an exercise to prove that $b_x * b_y \in \mathcal{H}$ (hint: b_x is divisible on the right and b_y is divisible on the left by b_s). Consider the element

$$x := sr sr sr pr pr uqt q r q r q r q.$$

As we said, the calculation is local, we have

$$b_x = b_{sr sr sr} * b_{r pr pr} * b_{ru} * b_{uq} * b_{qtq} * b_{qr q r q r q}.$$

With Dyer's Formula in hand we could have done all the calculations we did in the other examples with no effort. We apply it three times and we obtain

- $b_{sr} = b_s b_r$

- $b_{sr}b_s = b_{srs} + b_s \longrightarrow b_{srs} = b_s b_r b_s - b_s$
- $b_{srs}b_r = b_{sr sr} + b_{sr} \longrightarrow b_{sr sr} = b_s b_r b_s b_r - 2b_s b_r$

Aha!

3.3 Proof of Theorem 3.2

Proof We reproduce the beautiful (and simple) proof of Soergel [So3, Theorem 2.1] of the stronger version explained in Remark 1.

3.3.1 Existence

We prove it by induction on the Bruhat order. It is clear that $b_e = h_e = 1$ and we have already seen in equation (4) that $b_s = h_s + v$. The following equation is easy (see the important property in Section 2.7)

$$b_s h_x = \begin{cases} h_{sx} + v h_x & \text{if } sx > x \\ h_{sx} + v^{-1} h_x & \text{if } sx < x. \end{cases} \quad (13)$$

Now suppose we have proved the existence for all elements lesser than x in the Bruhat order and $x \neq e$. Then we can find an $s \in S$ such that $sx < x$. By induction hypothesis and using equation (13) one has

$$b_s b_{sx} = h_x + \sum_{y < x} p_y h_y, \quad (14)$$

for some $p_y \in \mathbb{Z}[v]$ (the v^{-1} in equation (13) is the only problem). But if we define

$$b_x = b_s b_{sx} - \sum_{y < x} p_y(0) b_y, \quad (15)$$

we still obtain a self-dual element (a \mathbb{Z} -linear combination of self-dual elements) and it clearly is of the prescribed form, so this proves the existence of b_x .

3.3.2 Uniqueness

Suppose that we have two self-dual elements $c = h_x + h$ and $c' = h_x + h'$, with $h, h' \in \mathcal{H}$. Then one has that $h - h'$ is self-dual as $h - h' = c - c'$.

We just need to prove

Claim 3.5 *If $h \in \sum_y v\mathbb{Z}[v]h_y$ and h is self-dual, then $h = 0$.*

Let us call b_x the element that we constructed in Section 3.3.1. It is easy to see, by equation (6) that

$$h_x \in b_x + \sum_{y < x} \mathbb{Z}[v, v^{-1}]b_y,$$

thus

$$d(h_x) \in b_x + \sum_{y < x} \mathbb{Z}[v, v^{-1}]b_y \subseteq h_x + \sum_{y < x} \mathbb{Z}[v, v^{-1}]h_y. \quad (16)$$

Let us write $h = \sum_y p_y h_y$, with $p_y \in v\mathbb{Z}[v]$ and let z be a maximal element (in the Bruhat order) such that $p_z \neq 0$. In other words, $h = p_z h_z + \sum_{y \not\geq z} p_y h_y$. By equation (16) we obtain

$$d(h) \in d(p_z)h_z + \sum_{y \not\geq z} \mathbb{Z}[v, v^{-1}]h_y.$$

As h is self-dual, this implies that $d(p_z) = p_z$, contradicting the fact that $p_z \in v\mathbb{Z}[v]$ and thus proving the claim.

3.3.3 $\{b_x\}_{x \in W}$ is a basis

The set $\{b_x\}_{x \in W}$ is a $\mathbb{Z}[v, v^{-1}]$ -basis given that the set $\{h_x\}_{x \in W}$ is a basis and by using the triangularity property in Remark 1. \square

3.4 Our favorite open questions about Hecke algebras

It is one of the most important achievements in the theory of Soergel bimodules the proof [EW] by B. Elias and G. Williamson of the conjecture (stated by Kazhdan and Lusztig) that Kazhdan-Lusztig polynomials have positive coefficients. We will come back to this beautiful and fundamental result in a subsequent paper of this saga. For the moment, this theorem gives rise to the following question.

Question 3.6 *Give a combinatorial formula for the coefficients of Kazhdan-Lusztig polynomials, i.e. express the coefficients of $p_{x,y}$ as the cardinality of some combinatorially defined set (even for the symmetric group this would be extremely interesting).*

For the second question we have to introduce the *Braid group* B_W of a Coxeter system (W, S) . It is the group

$$\langle \sigma_s, s \in S \mid (\sigma_s \sigma_r)^{m_{sr}} = e \text{ if } s \neq r \in S \text{ and } m_{sr} \text{ is finite} \rangle.$$

The fact that we impose $s \neq r$ is equivalent to not ask that $s^2 = e$ for all $s \in S$. Thus the braid group of W is infinite unless W is trivial.

Question 3.7 *Is the following group morphism*

$$\begin{aligned} B_W &\rightarrow \mathcal{H}(W) \\ \sigma_s &\mapsto h_s \end{aligned}$$

an injection?

There is a categorical version of this question due to Rouquier. He conjectures that “the braid group injects in the 2-braid group”. We will explain this conjecture in detail in a subsequent paper. But we must say that Question 3.7 implies the conjecture of Rouquier.

4 Categorical level in the baby example A

4.1 The objects: Soergel bimodules

In this section we will introduce Soergel bimodules in the baby example A, i.e. the symmetric group S_3 . This case is hard enough to start with and most of the features of general Soergel bimodules are already visible in this example.

Consider the polynomial ring $R = \mathbb{R}[x, y, z]$ (we could replace \mathbb{R} by any field of characteristic different from 2 in this section and the results would stay true). We have a natural action of S_3 on R . The simple reflection s interchanges x and y . In formulas

$$s \cdot f(x, y, z) = f(y, x, z).$$

The simple reflection r interchanges y and z . So R^s (the subset of R fixed by the action of s) is the polynomial ring $\mathbb{R}[x + y, xy, z]$ and $R^r = \mathbb{R}[x, y + z, yz]$. The subring fixed by both simple reflections s and r (or, what is the same, by the whole group S_3) is

$$R^{s,r} = \mathbb{R}[x + y + z, xy + xz + yz, xyz].$$

If we want to enter into Soergel-bimoduland (this is an invented word) we have to take the grading into account. For technical reasons we need R to have the usual \mathbb{Z} -grading multiplied by two. So x, y and z will be in degree 2 (there are no elements of odd degree). The polynomials x^2 and xz have degree 4, the polynomial $3xy^2z^7$ has degree 20. And we define the ring R shifted “down” by one $R(1)$ by declaring that x is in degree 1, x^2 in degree 3 and $3xy^2z^7$ in degree 19. Formally, if $B = \bigoplus_{i \in \mathbb{Z}} B_i$ is a graded object, we declare that the shifted object $B(m)$ in degree i is $B(m)_i := B_{m+i}$.

The \mathbb{Z} -graded R -bimodule R is the easiest example of a Soergel bimodule. The second example of a Soergel bimodule is the \mathbb{Z} -graded R -bimodules $B_s := R \otimes_{R^s} R(1)$, for $s \in S$. Just for pedagogical reasons we insist that in B_s the elements $x \otimes y$ and $z^2 \otimes 1 + 1 \otimes xz$ have degree 3 and $x^3 \otimes zx$ has degree 9.

Another example is the product $B_s \otimes_R B_r$, that we will call (for reasons that will be clear later) B_{sr} . Another example of a Soergel bimodule for S_3 is the \mathbb{Z} -graded R -bimodule $B_{srs} := R \otimes_{R^{s,r}} R(3)$.

We will use the convention that if M and N are two R -bimodules then their “product” is defined by

$$MN := M \otimes_R N.$$

We can now introduce the category of Soergel bimodules $\mathcal{B}(S_3)$ in our baby example S_3 . They are \mathbb{Z} -graded R -bimodules that are isomorphic to direct sums and grading shifts of the following set of \mathbb{Z} -graded R -bimodules

$$\mathbb{I} = \{R, B_s, B_r, B_{sr}, B_{rs}, B_{srs}\}.$$

Philosphy: *One should think of $B_s, B_s B_r$ and B_{srs} as analogous objects to the elements b_s, b_{sr} and b_{srs} respectively in the Hecke algebra. One should also think of the product (resp. direct sum) between Soergel bimodules as an analogue of product (resp. sum) in the Hecke algebra. Shifting the degree of a Soergel bimodule by one should be seen as multiplying the corresponding element in the Hecke algebra by v . We will make this statement precise at some point.*

This philosophy will gently emerge in the following pages. Recall that the Hecke algebra $\mathcal{H}(S_3)$ is free over $\mathbb{Z}[v, v^{-1}]$ with basis

$$\{1, b_s, b_r, b_{sr}, b_{rs}, b_{srs}\}.$$

4.2 Stability of Soergel bimodules

4.2.1 The crucial phenomena

Baby Stability Theorem 4.1 *The category $\mathcal{B}(S_3)$ is stable under product.*

Proof It is obvious that we just need to prove that we can write any product of two elements of \mathbb{I} as a direct sum of shifts of elements in \mathbb{I} .

One important fact about R is that if $p \in R$, then $p - s \cdot p \in (y - x)R^s$. For example, if $p = 3xy^2z^7 + yz$,

$$\begin{aligned} p - s \cdot p &= 3xy^2z^7 + yz - 3yx^2z^7 - xz \\ &= (y - x)(3xyz^7 + z). \end{aligned}$$

It is an easy exercise to convince oneself of this fact (hint: start with monomials). One can also see this fact more conceptually by noticing that the polynomial $p - s \cdot p$ vanishes in the hyperplane defined by the equation $y = x$. The same result stands for r . The element $p - r \cdot p$ is $(z - y)$ multiplied by some element of R^r . We define $\alpha_s := y - x$ and $\alpha_r := z - y$. If we define

$$P_s(p) = \frac{p + s \cdot p}{2} \in R^s \quad \text{and} \quad \partial_s(p) = \frac{p - s \cdot p}{2\alpha_s} \in R^s$$

then we have the decomposition

$$p = P_s(p) + \alpha_s \partial_s(p). \tag{17}$$

This equality gives rise to an isomorphism of graded R^s -bimodules

$$R \cong R^s \oplus R^s(-2). \tag{18}$$

As a direct consequence of this equation we obtain the isomorphism

$$\begin{aligned} B_s B_s &\cong R \otimes_{R^s} R \otimes_{R^s} R(2) \\ &\cong R \otimes_{R^s} R(2) \oplus R \otimes_{R^s} R \\ &= B_s(1) \oplus B_s(-1) \end{aligned} \tag{19}$$

Compare this isomorphism with the equality $b_s b_s = v b_s + v^{-1} b_s$ in the Hecke algebra. We also obtain the following isomorphism

$$\begin{aligned} B_s B_{srs} &\cong R \otimes_{R^s} R \otimes_{R^{s,r}} R(4) \\ &\cong B_{srs}(1) \oplus B_{srs}(-1). \end{aligned} \tag{20}$$

Compare this isomorphism with the equality $b_s b_{srs} = v b_{srs} + v^{-1} b_{srs}$ in the Hecke algebra.

Let us recall a classic result of invariant theory. There is an isomorphism of $R^{s,r}$ -bimodules (see, for example [Hi, ch. IV, cor. 1.11 a.]

$$R \cong \bigoplus_{w \in \mathcal{S}_3} R^{s,r}(-2l(w)) \quad (21)$$

This isomorphism implies that

$$B_{srs}B_{srs} \cong B_{srs}(-3) \oplus B_{srs}(-1)^{\oplus 2} \oplus B_{srs}(1)^{\oplus 2} \oplus B_{srs}(3) \quad (22)$$

Compare this isomorphism with the equality

$$b_{srs}b_{srs} = (v^{-3} + 2v^{-1} + 2v^1 + v^3)b_{srs}$$

in the Hecke algebra.

To finish the proof of the Baby Stability Theorem 4.1 we just need to prove the following isomorphism (that one should compare with the formula in the Hecke algebra $b_s b_r b_s = b_{srs} + b_s$).

4.3 $B_s B_r B_s \cong B_{srs} \oplus B_s$

For this we need first to define four morphisms of R -bimodules. The first one is the multiplication morphism $m_s \in \text{Hom}(B_s, R)$

$$\begin{aligned} m_s : R \otimes_{R^s} R(1) &\rightarrow R \\ p \otimes q &\mapsto pq \end{aligned}$$

that is obviously a (degree 1) morphism. The second morphism $m_s^a \in \text{Hom}(R, B_s)$ is its adjoint, in a sense that will become clear in Section 6.1 (thus explaining the notation used for this morphism).

$$\begin{aligned} m_s^a : R &\rightarrow R \otimes_{R^s} R(1) \\ 1 &\mapsto \alpha_s \otimes 1 + 1 \otimes \alpha_s \end{aligned}$$

To check that this is a (degree 1) morphism of R -bimodules we need to check that for any $p \in R$ we have $m_s^a(1)p = pm_s^a(1)$. This is

$$\begin{aligned} \alpha_s \otimes p + 1 \otimes \alpha_s p &= \alpha_s P_s(p) \otimes 1 + \alpha_s \partial_s(p) \otimes \alpha_s + P_s(p) \otimes \alpha_s + \partial_s(p) \alpha_s^2 \otimes 1 \\ &= p \alpha_s \otimes 1 + p \otimes \alpha_s. \end{aligned}$$

For the first equality we used equation (17) and the fact that

$$\alpha_s^2 = (x + y)^2 - 4xy \in R^s.$$

The following morphism $j_s \in \text{Hom}(B_s B_s, B_s)$ has degree -1

$$\begin{aligned} j_s : R \otimes_{R^s} R \otimes_{R^s} R(2) &\rightarrow R \otimes_{R^s} R(1) \\ p \otimes q \otimes h &\mapsto p \partial_s(q) \otimes h \end{aligned}$$

If it is a well defined map it is obvious that it is an R -bimodule morphism. So one just needs to check that $j_s(pr^s \otimes q \otimes h) = j_s(p \otimes r^s q \otimes h)$ and that $j_s(p \otimes qr^s \otimes h) = j_s(p \otimes q \otimes r^s h)$, for any $r^s \in R^s$. Both equations follow from the fact that ∂_s is a morphism of left (or right) R^s -modules (this is easy to check).

And finally, the last morphism, the adjoint of j_s (also of degree -1)

$$\begin{aligned} j_s^a : R \otimes_{R^s} R(1) &\rightarrow R \otimes_{R^s} R \otimes_{R^s} R(2) \\ p \otimes q &\mapsto p \otimes 1 \otimes q \end{aligned}$$

Notation 4.2 *When it is clear from the context we will not write the identity morphisms. For example if we write m_r for a morphism in $\text{Hom}(B_s B_r B_s, B_s B_s)$ we mean $\text{id} \otimes m_r \otimes \text{id}$.*

Easy Fact 4.3 *The morphism $e := -m_r^a \circ j_s^a \circ j_s \circ m_r \in \text{End}(B_s B_r B_s)$ is an idempotent (here we are using Notation 4.2).*

Proof It is enough to check that $j_s \circ m_r \circ m_r^a \circ j_s^a = -\text{id} \in \text{End}(B_s)$, which is trivial. \square

From this fact we deduce that

$$B_s B_r B_s = \text{im}(1 - e) \oplus \text{im}(e), \quad (23)$$

because if e is an idempotent $1 - e$ is easily checked to be an idempotent orthogonal to e . It is obvious that m_r and j_s are surjective and that m_r^a and j_s^a are injective morphisms. This implies that

$$\text{im}(e) \cong \text{im}(m_r^a \circ j_s^a) \cong B_s.$$

To finish the proof we need to check the following isomorphism of graded R -bimodules

$$\mathbf{4.4} \quad \text{im}(1 - e) \cong B_{sr^s}.$$

Let $1^\otimes := 1 \otimes 1 \otimes 1 \otimes 1 \in R \otimes_{R^s} R \otimes_{R^s} R \otimes_{R^s} R$ and let us denote by $\langle 1^\otimes \rangle$ the R -bimodule generated by 1^\otimes . We will prove the Lemma in two steps.

4.4.1 Step 1

We will prove that $\text{im}(1 - e) = \langle 1^\otimes \rangle$.

As $(1 - e)(1^\otimes) = 1^\otimes$ we have that

$$\langle 1^\otimes \rangle \subseteq \text{im}(1 - e).$$

It is a fun and easy exercise (using twice equation (17) and some smart juggling with the variables) to see that $B_s B_r B_s$ is generated as an R -bimodule by the two elements 1^\otimes and $1 \otimes x \otimes 1 \otimes 1$. We already know that $(1 - e)(1^\otimes) \in \langle 1^\otimes \rangle$. We will do explicitly some of the juggling we said before to see that $(1 - e)(1 \otimes x \otimes 1 \otimes 1) \in \langle 1^\otimes \rangle$.

Firstly we note that in $B_s B_r B_s$ we have

$$1 \otimes y \otimes 1 \otimes 1 = (x + y) \otimes 1 \otimes 1 \otimes 1 - 1 \otimes x \otimes 1 \otimes 1 \quad (24)$$

By definition we have

$$(1 - e)(1 \otimes x \otimes 1 \otimes 1) = 1 \otimes x \otimes 1 \otimes 1 - \frac{1}{2} \otimes (z - y) \otimes 1 \otimes 1 - \frac{1}{2} \otimes 1 \otimes (z - y) \otimes 1$$

We apply equation (24) in the second and third terms of the right hand side and we obtain

$$(1 - e)(1 \otimes x \otimes 1 \otimes 1) = \frac{1}{2}(x + y - z) \otimes 1 \otimes 1 \otimes 1 + 1 \otimes 1 \otimes 1 \otimes \frac{1}{2}(x + y - z).$$

Thus we conclude Step 1 of the proof.

4.4.2 Step 2

We will prove that $\langle 1^\otimes \rangle \cong B_{sr_s}$.

It is clear that

$$\begin{aligned} R \otimes_{R^{s,r}} R(3) &\rightarrow B_s B_r B_s \\ p \otimes q &\mapsto p \otimes 1 \otimes 1 \otimes q \end{aligned}$$

is a graded R -bimodule morphism. It is also clear that the image is $\langle 1^\otimes \rangle$. Because of the isomorphism (21) we have that

$$B_{sr_s} \cong \bar{R}(-3) \oplus R(-1)^{\oplus 2} \oplus R(1)^{\oplus 2} \oplus R(3)$$

as a graded left R -module. We know by (18) that

$$B_s \cong R(-1) \oplus R(1)$$

as a graded left- R module and also

$$\begin{aligned} B_s B_r B_s &\cong (R(-1) \oplus R(1)) \otimes_R (R(-1) \oplus R(1)) \otimes_R (R(-1) \oplus R(1)) \\ &\cong R(-3) \oplus R(-1)^{\oplus 3} \oplus R(1)^{\oplus 3} \oplus R(3) \end{aligned}$$

By (23) we see that in each graded degree B_{srs} and $\text{im}(1 - e)$ have the same dimension as finite dimensional \mathbb{R} -vector spaces. As a surjective map between isomorphic vector spaces is an isomorphism, we conclude the proof of Lemma 4.4, Proposition 4.3 and Theorem 4.1. \square

4.5 Soergel's categorification Theorem

4.5.1 Indecomposables

Why did we use the letter \mathbb{I} to denote the set $\{R, B_s, B_r, B_{sr}, B_{rs}, B_{srs}\}$? Because they are indecomposable objects. Let us see why.

We will use the following notation. A \min in the subindex of a graded object means the minimal i for which its degree i part is non-zero. For example $(B_s)_{\min} = (B_s)_{-1}$

As we have seen, every element $M \in \mathbb{I}$ is generated as an R -bimodule by the element $1^{\otimes} \in M_{\min}$. Let us suppose that $M = N \oplus P$. Then we have that $M_{\min} = N_{\min} \oplus P_{\min}$ as \mathbb{R} -vector spaces, but the dimension of M_{\min} over \mathbb{R} is one, so M_{\min} is either N_{\min} or P_{\min} and thus M is either N or P . Thus M is indecomposable.

Caution! It is a particularity of the group S_3 that all the indecomposable Soergel bimodules are generated by 1^{\otimes} . For example in S_4 the indecomposable $B_{s_2 s_1 s_3 s_2}$ is not generated by 1^{\otimes} .

4.5.2 How to produce an algebra from Soergel bimodules

Let us introduce the

Notation 4.4 If $p = \sum_i a_i v^i \in \mathbb{N}[v, v^{-1}]$ and M is a graded bimodule, we will denote by $p \cdot M$ the graded bimodule

$$\bigoplus_{i \in \mathbb{Z}} M(i)^{\oplus a_i}$$

One can see that Soergel bimodules encode all the information of the Hecke algebra. Let us try to make this idea more precise. Consider the following “algebra” $\mathbb{N}\mathcal{B}(S_3)$ over $\mathbb{N}[v, v^{-1}]$ (this is not a ring because it lacks of additive inverse, so $\mathbb{N}\mathcal{B}(S_3)$ is strictly speaking not an algebra, but apart from this “detail” it satisfies all the other defining properties of an algebra): the elements of $\mathbb{N}\mathcal{B}(S_3)$ are Soergel bimodules modulo isomorphism. We denote by $\langle M \rangle$ the isomorphism class of M . In this algebra, the sum is defined to be direct sum $\langle M \rangle + \langle N \rangle := \langle M \oplus N \rangle$, the product is defined to be tensor product $\langle M \rangle \cdot \langle N \rangle := \langle MN \rangle$ and multiplication by v is shifting your graded bimodule by 1, i.e. $v \cdot \langle M \rangle := \langle M(1) \rangle$.

Proposition 4.5 *There is an isomorphism of “algebras”*

$$\mathbb{N}\mathcal{B}(S_3) \cong \bigoplus_{w \in S_3} \mathbb{N}[v, v^{-1}]b_w \subset \mathcal{H} = \bigoplus_{w \in S_3} \mathbb{Z}[v, v^{-1}]b_w$$

$$\langle B_w \rangle \mapsto b_w.$$

Proof The equations (19), (20), (21), (22) and Proposition 4.3 tell us that the multiplication rules in both algebras are equal. The only problem that might appear is that $\mathbb{N}\mathcal{B}(S_3)$ might not be free as a $\mathbb{N}[v, v^{-1}]$ -module over the set $\langle B_w \rangle_{w \in S_3}$, i.e. one might have that

$$\sum_{w \in S_3} p_w \langle B_w \rangle \cong \sum_{w \in S_3} q_w \langle B_w \rangle$$

with $p_w, q_w \in \mathbb{N}[v, v^{-1}]$. But this is not possible because we have that the category of \mathbb{Z} -graded finitely generated R -bimodules (or, what is the same, $R \otimes_{\mathbb{R}} R$ -modules) admits the Krull-Schmidt Theorem. For a proof see [Pi, Section 5.4]. \square

4.5.3 Recovering the Hecke algebra

If we want to produce an algebra isomorphic to \mathcal{H} starting with the category of Soergel bimodules and not just “the positive part”, we just need to add formally to $\mathbb{N}\mathcal{B}(S_3)$ the element $-\langle M \rangle$ for every Soergel bimodule M . This element will satisfy the equation $-\langle M \rangle + \langle M \rangle = 0$. In this manner we obtain a honest algebra over $\mathbb{Z}[v, v^{-1}]$, isomorphic to \mathcal{H} . One formal way of doing this is with the following general definition.

Definition 3 *Let \mathcal{A} be an additive category. The split Grothendieck group of \mathcal{A} denoted by $\langle \mathcal{A} \rangle$ is the free abelian group over the objects modulo the*

relations $M = N + P$ whenever we have $M \cong N \oplus P$. Given an object $A \in \mathcal{A}$, let $\langle A \rangle$ denote its class in $\langle \mathcal{A} \rangle$.

In the case of $\langle \mathcal{B}(S_3) \rangle$, this group can be endowed with a structure of $\mathbb{Z}[v, v^{-1}]$ -algebra, as we have seen (addition is direct sum, product is tensor product, etc).

Soergel’s categorification Theorem 4.6 *If W is S_3 we have*

- *The set $W \times \mathbb{Z}$ is in bijection with the set of indecomposable Soergel bimodules via the map*

$$(w, m) \mapsto B_w(m)$$

- *The map*

$$\begin{aligned} \langle \mathcal{B}(S_3) \rangle &\rightarrow \mathcal{H}(S_3) \\ \langle B_w \rangle &\mapsto b_w \\ \langle R(1) \rangle &\mapsto v \end{aligned}$$

is an isomorphism of $\mathbb{Z}[v, v^{-1}]$ -algebras.

Proof The first part has already been proved. The second one also, modulo the remark that before we used the notation $\langle N \rangle = \langle M \rangle$ if N and M are isomorphic, and now we are using it for two elements equal in the Grothendieck group and this could be confusing notation. In fact, due to the Krull-Schmidt property explained in the proof of 4.5 these two notations mean the same thing. \square

The morphisms between Bott-Samelson bimodules (i.e. bimodules of the form $B_s B_r \cdots B_t$ for $s, r, \dots, t \in S$) in principle could be quite complicated, or even atrocious, but we are, oh so very lucky. Two miracles happen. Firstly the Hom spaces are free as R -modules. This is highly non-trivial.

The second miracle is that there is a combinatorial set (defined by the author in [Li2]) in the Hom spaces, called “Light leaves” that is a basis of this free Hom space. In the next section we will introduce Soergel bimodules for any Coxeter group and we will explain the construction of light leaves before we can calculate the indecomposable Soergel bimodules for the examples B, C and D in Section 7.

5 Soergel bimodules and light leaves in ranks 1 and 2

We will present the general definition of the category of Soergel bimodules, but we will still work over the field of real numbers. Over a field of positive characteristic the categorification theorem still works, but Soergel bimodules behave quite differently (projectors from the Bott-Samelsons are not the same as over \mathbb{R}).

We will recall most of the definitions given in the last section to make this section independent of the last one.

5.1 Soergel category \mathcal{B} for any Coxeter system over \mathbb{R}

Let (W, S) be an arbitrary Coxeter system. Consider $V = \bigoplus_{s \in S} \mathbb{R}e_s$ the Geometric Representation. It is a linear representation defined by the formula

$$s \cdot e_r = e_r + 2 \cos\left(\frac{\pi}{m_{sr}}\right) e_s \quad \text{for all } s, r \in S,$$

where m_{sr} is the order of the element sr in W . By convention $\pi/\infty = 0$.

Let $R = R(V)$ be the algebra of regular functions on V with the grading induced by putting V^* in degree two, i.e. $R = \bigoplus_{i \in \mathbb{Z}} R_i$ with $R_2 = V^*$ and $R_i = 0$ if i is odd. The action of W on V induces an action on R .

For any \mathbb{Z} -graded object $M = \bigoplus_i M_i$, and every $n \in \mathbb{Z}$, we denote by $M(n)$ the *shifted object* defined by the formula

$$(M(n))_i = M_{i+n}.$$

With this notation in hand we can define, for $s \in S$, the \mathbb{Z} -graded R -bimodule

$$B_s = R \otimes_{R^s} R(1),$$

where R^s is the subspace of R fixed by s . Given $M, N \in \mathcal{B}$ we denote their tensor product simply by juxtaposition: $MN := M \otimes_R N$.

If $\underline{s} = (s_1, \dots, s_n) \in S^n$, we will denote by $B_{\underline{s}}$ the \mathbb{Z} -graded R -bimodule

$$B_{s_1} B_{s_2} \cdots B_{s_n} \cong R \otimes_{R^{s_1}} R \otimes_{R^{s_2}} \cdots \otimes_{R^{s_n}} R(n).$$

We use the convention $B_{(\text{id})} = R$. Bimodules of the type $B_{\underline{s}}$ are called *Bott-Samelson bimodules*.

The category of *Soergel bimodules* $\mathcal{B} = \mathcal{B}(W, S)$ is the full sub-category of \mathbb{Z} -graded R -bimodules, with objects the shifts of finite direct sums of direct summands of Bott-Samelson bimodules.

For every essentially small additive category \mathcal{A} , we call $\langle \mathcal{A} \rangle$ its *split Grothendieck group*. It is the free abelian group generated by the objects of \mathcal{A} modulo the relations $M = M' + M''$ whenever we have $M \cong M' \oplus M''$. Given an object $A \in \mathcal{A}$, let $\langle A \rangle$ denote its class in $\langle \mathcal{A} \rangle$.

In [So2] Soergel proves *Soergel's categorification theorem* (the version of all these results for the geometric representation explained here is proved in [Li3]), which consist of two statements. Firstly, that there exist a unique ring isomorphism, the *character map* $\text{ch} : \langle \mathcal{B} \rangle \rightarrow \mathcal{H}$, such that $\text{ch}(\langle R(1) \rangle) = v$ and $\text{ch}(\langle B_s \rangle) = (h_s + v)$. Secondly, there is a natural bijection between the set of indecomposable Soergel bimodules and the set $W \times \mathbb{Z}$. We call B_x the indecomposable Soergel bimodule corresponding to $(x, 0)$ under this identification.

Question 5.1 *Define an analogue of Soergel bimodules for complex reflection groups.*

Soergel also proves that if $sr \cdots t$ is a reduced expression for $x \in W$ then one has (recall Notation 4.4)

$$B_s B_r \cdots B_t \cong B_x \oplus \bigoplus_{y < x} q_y \cdot B_y \quad \text{with } q_y \in \mathbb{N}[v, v^{-1}].$$

This formula, plus the fact that B_x does not appear in the decomposition of any other Bott-Samelson of lesser length, gives a unique characterization of B_x . The following theorem, conjectured by Soergel in the early nineties is amazingly beautiful and it is probably the most powerful result in the theory. We will come back to it in the follow-ups of this paper.

Theorem 5.2 (Elias and Williamson [EW]) $\text{ch}(\langle B_x \rangle) = b_x$.

Remark 3 It is a result of Soergel that it is enough to prove that for each $x \in W$ there is $M_x \in \mathcal{B}$ with $\text{ch}(\langle M_x \rangle) = b_x$.

We will represent morphisms between Bott-Samelson bimodules by drawing them in a very specific way (in subsequent papers of this saga we will go deeply in the reasons of why do we draw the morphisms in such a manner). Let us start with “one color morphisms”.

5.2 Drawing morphisms: one color

We fix a simple reflection $s \in S$. We will start by explaining how to represent in a drawing a morphism between “one color Bott-Samelson bimodules”, i.e. bimodules having only s in its expression, for example $B_s B_s B_s B_s$.

Morphisms will be drawn inside the strip $\mathbb{R} \times [0, 1] \subset \mathbb{R}^2$. This will be done in a bottom-up way, i.e. in the line $\mathbb{R} \times \{0\}$ we will draw the same number of points as the number of B_s that appear in the source of our morphism and in the line $\mathbb{R} \times \{1\}$ we will draw the same number of points as the number of B_s that appear in the target of our morphism (the bimodule R is represented by the empty sequence). Here a list of examples where the lower black line is always $\mathbb{R} \times \{0\}$ and the upper black line is $\mathbb{R} \times \{1\}$ (recall the morphisms in 4.3).

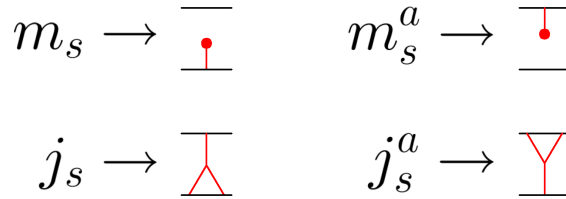


Figure 15: Important morphisms

We call m_s and m_s^a the *dots* and j_s and j_s^a the *trivalent vertices*. We will not longer draw the lines $\mathbb{R} \times \{0\}$ and $\mathbb{R} \times \{1\}$, but we will assume that they exist. A tensor product of morphisms is represented by glueing pictures, for example

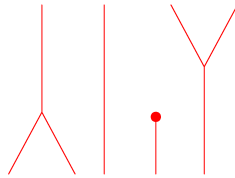


Figure 16: Tensor product

represents the morphism $j_s \otimes \text{id} \otimes m_s \otimes j_s^a : B_s B_s B_s B_s B_s \rightarrow B_s B_s B_s B_s$. Composition is represented by glueing bottom-up in the obvious way. For example

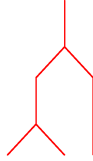


Figure 17: Composition

represents the morphism $j_s \circ (j_s \otimes \text{id})$. We introduce the following notation



Figure 18: Cup and cap

The left-hand side morphism will be called the *cup* and the right-hand side the *cap*. It is easy to verify that $j_s \circ (j_s \otimes \text{id}) = j_s \circ (\text{id} \otimes j_s)$, or in pictures

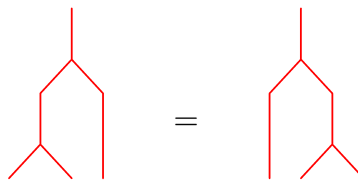
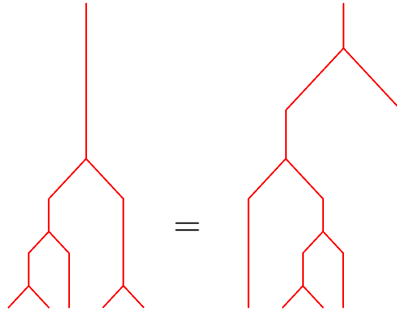


Figure 19: Associativity

This, of course means that any composition of j_s tensored by identities in any order will give the same morphism, for example



Given that there is no ambiguity and all these pictures represent the same morphism, we will denote this morphism by a common picture that we call the *hanging birdcage*²

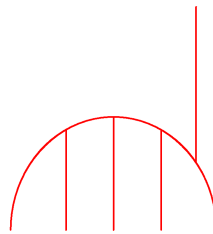


Figure 20: Hanging birdcage

The identity of B_s (a vertical line) is also considered a hanging birdcage. If we compose this morphism with a dot we obtain the *non-hanging birdcage* or simply, the *birdcage*.

²The “birdcage” terminology is non-standard and used for the first time in this paper.

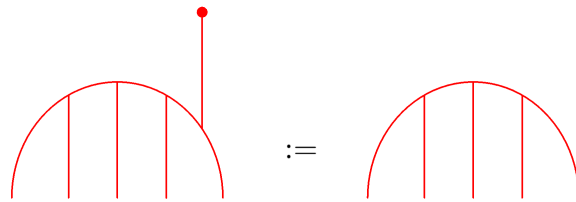


Figure 21: Birdcage

The *length* of a birdcage is the number of B_s that it has in its source. In the example, it is a length 5 birdcage. A dot is a length 1 birdcage.

5.3 One color light leaves

A *One Color Light Leaf* is a morphism built-up only with birdcages and dots. In the right-most position one can admit a hanging birdcage as in the picture.

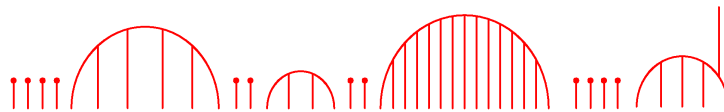


Figure 22: Example of a one-color light leaf

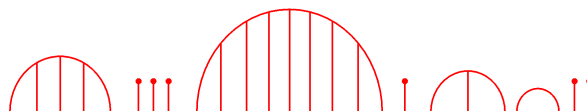
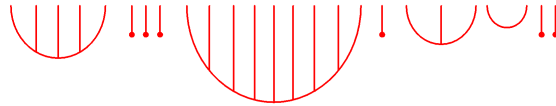


Figure 23: Another example

By definition a light leaf has two possible targets (as shown in figures 22 and 23). It can be B_s if it ends with a hanging birdcage or R if not. We will call $LL_n(s)$ the light leaves with source $\underbrace{B_s B_s B_s \cdots}_{n \text{ times}} := B_s^n$ and with target B_s , and $LL_n(e)$ the light leaves with the same source and target R .

For any morphism f represented by a picture, one can flip the picture upside-down and thus obtain what we call the adjoint f^a , and this is again a well defined morphism with source and target flipped. For example, the adjoint of the morphism in Figure 23 is the following



Now we can state the “one color” Double Leaves Theorem. This is a particular case of a Theorem proved for any Coxeter system in [Li4].

Theorem 5.3 *The set*

$$LL_m(s)^a \circ LL_n(s) \cup LL_m(e)^a \circ LL_n(e)$$

is a basis of $\text{Hom}(B_s^n, B_s^m)$ as a right R -module. The elements of this basis are called double leaves.

5.4 Two colors light leaves

In this section we will consider only two simple reflections, say s and r , represented by two colors, say red and blue. We will explain a version of the Double Leaves Theorem in two colors but only for reduced expressions (we will see that the general version of this theorem (Theorem 5.4) does not restrict to reduced expressions neither in the source nor in the target). It is for simplicity of exposition that we use reduced expressions.

We will call a *full birdcage* a morphism of the following type

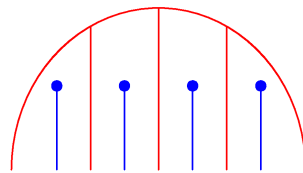


Figure 24: Full birdcage

from a bimodule of the form $B_s B_r B_s \cdots$ to R . We call it “full” by using the metaphor that it is full with “birds” (the dots), even though it is a bit sad to think this in such terms, poor birds. The *color* of a full birdcage is the color of the birdcage, not the color of the birds. In Figure 24 we have a red full birdcage. A red dot will also be considered a red full birdcage (just think about the empty cage).

Let us play the following game. Start with a red dot. In each step of the game, each dot in our figure can be transformed into another full birdcage of the same color. For example, we transform the red dot into Figure 24. Then we transform Figure 24 into

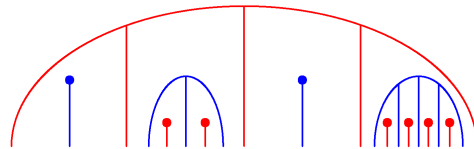


Figure 25: Third step in our game

where we transformed the second and fourth blue dots into different full birdcages. Now we repeat this process

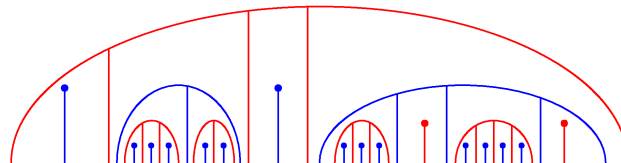


Figure 26: Fourth step in our game

were we transformed the first, second, third and fifth red dots into different full birdcages. One can continue this process any number of times and every map one can obtain in this way will be called a *birdcagecage*³ (so in particular, any birdcage and any dot is a birdcagecage). If one adds a string as before, a birdcagecage is called a *hanging birdcagecage* (again the degenerate case of a

³Strictly speaking, the map in Figure 26 should be called birdcagecagecage, but it seems to us a bit impractical this name, so we stick with birdcagecage.

straight vertical line, the identity of some B_s , will also be considered a hanging birdcageage).

Let W be a Dihedral group or a Universal Coxeter group in two generators (examples C and D). If $\underline{x} = srs \cdots$ then we define the Bott-Samelson bimodule $B_{\underline{x}} := B_s B_r B_s \cdots$. If we exclude the longest element for the Dihedral case then every element has only one reduced expression, so we can just call this bimodule B_x .

A *two-color light leaf* with source B_x is a morphism built-up in three zones. The left zone (say zona A) is composed by birdcageages. The middle zone (say zone B) is composed by hanging birdcageages. The right zone (say zone C) is either empty or composed by just one birdcageage. One example of a two color light leaf is

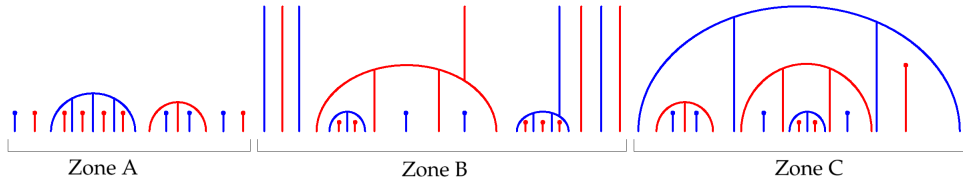


Figure 27: Example of a two-color light leaf

We will call $LL_x(z)$ the two color light leaves with source B_x and target B_z . The following is a version of the Double Leaves Theorem in two colors

Theorem 5.4 *Let W be a finite or infinite Dihedral group and $x, y \in W$. If W is finite, let us pick x or y different from w_0 . The set*

$$\bigcup_z LL_y(z)^a \circ LL_x(z)$$

is a basis of $\text{Hom}(B_x, B_y)$ as a right R -module.

6 Light leaves in general

6.1 Adjunction

Until now we have spoken about “adjoint” morphisms without really saying what the adjunction is.

Lemma 6.1 *If M and N are two Bott-Samelson bimodules, the following map is an isomorphism of graded right R -modules*

$$\begin{aligned} \text{Hom}(B_s M, N) &\rightarrow \text{Hom}(M, B_s N) \\ f &\mapsto (\text{id}_{B_s} \otimes f) \circ ((j_s^a \circ m_s^a) \otimes \text{id}_M) \end{aligned}$$

It is an exercise to prove this (one just needs to find explicitly the inverse map). In any case, a detailed proof can be found in [Li1, Lemme 2.4]. This adjunction might seem complicated but in pictures, it is just this map

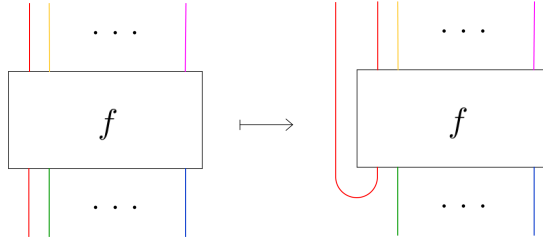


Figure 28: Adjunction map

It is an easy exercise to prove that j_s^a is the adjoint of j_s in this sense as it is m_s^a of m_s . Before we can construct the light leaves we need

6.2 A new morphism

Until now we have just used the morphisms m_s, j_s and its adjoints. We need a new morphism that does not appear in the examples that we have seen so far (it would appear in Theorem 5.4 if we would have considered x or y equal to the longest element, or if we would have considered as source a Bott-Samelson not represented by a reduced expression).

6.2.1 The morphism f_{sr}

Consider the bimodule $X_{sr} = B_s B_r B_s \cdots$ the product having $m(s, r)$ terms (recall that $m(s, r)$ is the order of sr). We define f_{sr} as the only degree 0 morphism from X_{sr} to X_{rs} sending 1^\otimes to 1^\otimes . We have essentially encountered this morphism in Section 4.

Let $x = srs \cdots$ with the product having $m(s, r)$ terms. We have seen in Section 5.1 that one has an isomorphism

$$X_{sr} \cong B_x \oplus \bigoplus_{y < x} p_y \cdot B_y \quad \text{with } p_y \in \mathbb{N}[v, v^{-1}].$$

We have a similar formula for X_{rs} . The morphism f_{sr} can be defined (modulo scalar) as the projection from X_{sr} onto B_x composed with the inclusion of B_x into X_{rs} .

We have seen in the example $W = S_3$ that $B_x \cong R \otimes_{R^{s,r}} R$. Moreover, one can prove that this isomorphism is valid for any dihedral group, because the morphism

$$\begin{aligned} R \otimes_{R^{s,r}} R &\rightarrow X_{sr} \\ 1 \otimes 1 &\mapsto 1^\otimes \end{aligned}$$

is an isomorphism if one restricts the target to the sub-bimodule

$$B_x = \langle 1^\otimes \rangle \subseteq X_{sr}$$

generated by 1^\otimes . So to have an explicit formula for f_{sr} we just need to find the inverse of this isomorphism. This is done in detail in [Li3, Prop. 3.9]. By construction it is clear that f_{rs} is the adjoint of f_{sr} . In [Li1, Chapter 2] one can find several interpretations of f_{sr} .

6.2.2 Examples

Suppose we are in the case $W = S_n$. In this case $R = \mathbb{R}[x_1, x_2, \dots, x_n]$ and the group W acts permuting the variables. We have that the simple reflections in W are the s_i , the permutation switching the variables i and $i + 1$. For simplicity of notation we will denote by f_{ij} the morphism $f_{s_i s_j}$ and by B_i the bimodule B_{s_i} . In this example we have three cases to consider.

- (1) **First case:** $|i - j| > 1$. The morphism $f_{ij} : B_i B_j \rightarrow B_j B_i$ is completely determined by the formula $f_{ij}(1^\otimes) = 1^\otimes$, because the element 1^\otimes generates $B_i B_j$ as a bimodule.
- (2) **Second case:** $j = i + 1$. The morphism $f_{ij} : B_i B_{i+1} B_i \rightarrow B_{i+1} B_i B_{i+1}$ is completely determined by the formulae $f_{ij}(1^\otimes) = 1^\otimes$ and

$$f_{ij}(1 \otimes x_i \otimes 1 \otimes 1) = (x_i + x_{i+1}) \otimes 1 \otimes 1 \otimes 1 - 1 \otimes 1 \otimes 1 \otimes x_{i+2}$$

- (3) **Third case:** $j = i - 1$. The morphism $f_{ij} : B_{i+1} B_i B_{i+1} \rightarrow B_i B_{i+1} B_i$ is completely determined by the formulae $f_{ij}(1^\otimes) = 1^\otimes$ and

$$f_{ij}(1 \otimes x_{i+2} \otimes 1 \otimes 1) = 1 \otimes 1 \otimes 1 \otimes (x_{i+1} + x_{i+2}) - x_i \otimes 1 \otimes 1 \otimes 1.$$

6.3 Path morphisms

Definition 4 For (W, S) a Coxeter system and $x \in W$ we define the Reduced expressions graph of x or simply $\text{Rex}(x)$ as the graph with nodes the set of reduced expressions of x and two reduced expressions are joined by an edge if they differ by a single braid relation.

For every reduced expression \underline{s} we have associated a Bott-Samelson bimodule $B_{\underline{s}}$. If two Bott-Samelson bimodules B, B' differ by just one braid relation one has a morphism of the type $\text{id} \otimes f_{sr} \otimes \text{id} \in \text{Hom}(B, B')$. For example, for the braid move $pq srs u \rightarrow pq rsr u$ (here we suppose $srs = rsr$) we have an associated morphism between the corresponding Bott-Samelson bimodules

$$\text{id}^2 \otimes f_{sr} \otimes \text{id} : B_p B_q (B_s B_r B_s) B_u \rightarrow B_p B_q (B_r B_s B_r) B_u.$$

This means that for each path p in $\text{Rex}(x)$ one can uniquely associate a morphism $f(p)$ between the corresponding Bott-Samelson bimodules. We call it a *path morphism*.

Definition 5 A Complete path in a graph is a path passing through every vertex of the graph at least once.

The following conjecture is due to the author.

Question 6.2 (Forking path conjecture) Let $x \in S_n$. Let p and q be two complete paths in $\text{Rex}(x)$. Then $f(p) = f(q)$.

Some remarks about this conjecture

Remark 4 There has been some serious computer checking of this conjecture by the author and Antonio Behn, using Geordie Williamson's programs. That this conjecture was checked in huge cases (Rex graphs of over 100.000 vertices) was extremely surprising for the author. There is no conceptual understanding of why this conjecture could be true. It seems utterly strange.

Remark 5 If this conjecture was proved, then one would have a new and natural basis for the Hecke algebra, by applying the character map to the image of this (unique, for any element of S_n) projector. The author believes this would give a rich combinatorial basis of the Hecke algebra, and a very natural set of Soergel bimodules that in our dreams should play a role in the understanding of the p -canonical basis⁴.

⁴We will explain in a future paper of this saga what is this basis and why it is so important.

Remark 6 The conjecture is not true for any Coxeter group. There are counter-examples for F_4 (although not easy to find). Nonetheless, in [Li3] the author proves an analogue of the Forking path conjecture for “extra-large Coxeter groups”, i.e. groups in which $m(s, r) > 3$ for all $s, r \in S$, so it is quite mysterious for what groups this should be true.

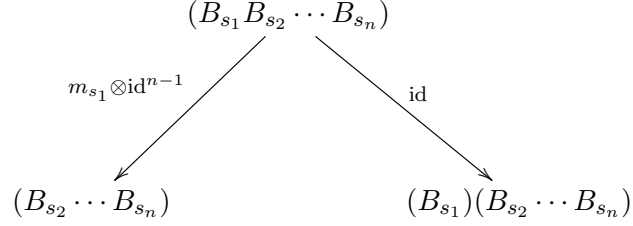
Remark 7 There is a 55 pages paper of Elias [El] published in a fine journal whose central result is that a certain path morphism in $\text{Rex}(w_0)$ is an idempotent, where w_0 is the longest element of S_n , and that it projects to the indecomposable Soergel bimodule. To prove that this path morphism is an idempotent has approximately the same level of difficulty as to prove the Forking path conjecture for the particular case of the longest element w_0 and for two specific complete paths p_0 and q_0 . This gives an idea of how hard the Forking path conjecture can be, and also the kind of methods one can use to attack it (for example, the beautiful topology appearing in the higher Bruhat order of Manin and Schechtman).

If one has a reduced expression $t_1 \cdots t_i$ of some element $x \in W$, then by the important property in Section 2.7 we know that, if $xs < s$ for some $s \in S$, then there is at least one path in $\text{Rex}(x)$ starting in $t_1 \cdots t_i$ and ending in some reduced expression with s in the far-most right position. One considers the path morphism associated to a path like this and call it a *path morphism from $t_1 \cdots t_i$ taking s to the right*.

6.4 The tree $\mathbb{T}_{\underline{s}}$

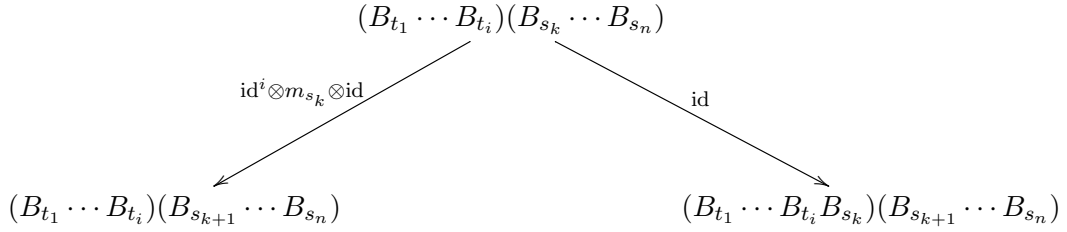
Let (W, S) be an arbitrary Coxeter system. In this section we fix a sequence of simple reflections $\underline{s} = (s_1, \dots, s_n) \in \mathcal{S}^n$ and construct a tree $\mathbb{T}_{\underline{s}}$.

We construct a perfect binary tree (i.e a tree in which all interior nodes have exactly two children and all leaves have the same depth) with nodes colored by Bott-Samelson bimodules and arrows colored by morphisms from parent to child nodes. We construct it by induction on the depth of the nodes. In depth zero and one we have the following tree:

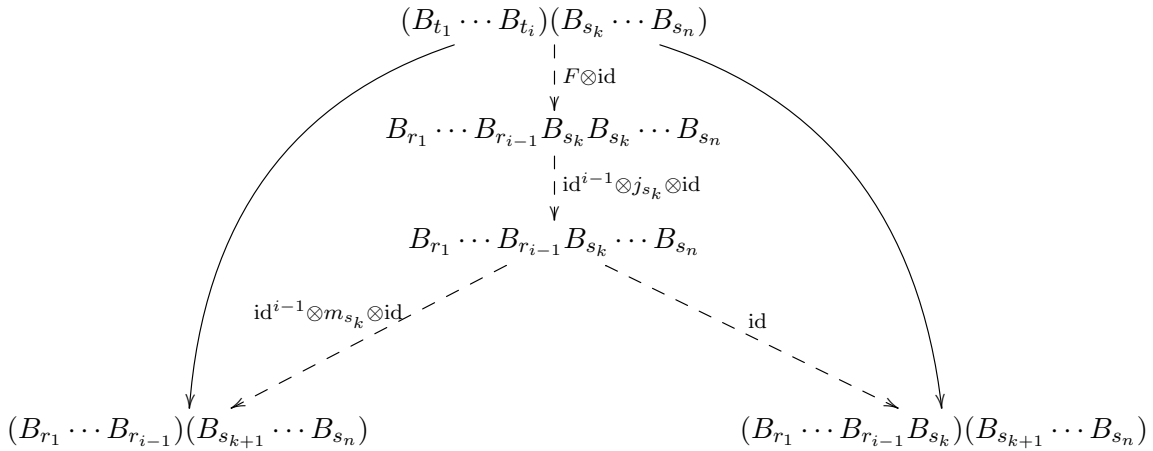


Let $k < n$ and $\underline{t} = (t_1, \dots, t_i) \in \mathcal{S}^i$ be such that a node N of depth $k - 1$ is colored by the bimodule $(B_{t_1} \cdots B_{t_i})(B_{s_k} \cdots B_{s_n})$, then we have two cases.

- (1) If we have the inequality $l(t_1 \cdots t_i s_k) > l(t_1 \cdots t_i)$, then the child nodes (of depth k) and child edges of N are colored in the following way:



- (2) If we have the opposite inequality $l(t_1 \cdots t_i s_k) < l(t_1 \cdots t_i)$, then the child nodes (of depth k) and child edges of N are colored in the following way (arrows are the composition of the corresponding pointed arrows):



The map F is any path morphism from $t_1 \cdots t_i$ taking s_k to the right (see

Section 6.3). This finishes the construction of $\mathbb{T}_{\underline{s}}$.

By composing the corresponding arrows we can see every leaf of the tree $\mathbb{T}_{\underline{s}}$ colored by $B_{\underline{x}}$ as a morphism in the space $\text{Hom}(B_{\underline{s}}, B_{\underline{x}})$. Consider the set $\mathbb{L}_{\underline{s}}(\text{id})$, the leaves of $\mathbb{T}_{\underline{s}}$ that are colored by the bimodule R . In [Li2] the set $\mathbb{L}_{\underline{s}}(\text{id})$ is called *light leaves basis* and the following theorem is proved.

Theorem 6.3 (Nicolas Libedinsky) *The set $\mathbb{L}_{\underline{s}}(\text{id})$ is a basis of $\text{Hom}(B_{\underline{s}}, R)$ as a left R -module.*

In the paper [Li2] the leaves colored with R were called light leaves⁵. Later this notion was changed in the literature and any leaf in the tree $\mathbb{T}_{\underline{s}}$ got to be called a light leaf. We follow this new convention.

6.5 Construction of the double leaves basis

In this section we consider two arbitrary sequences (not necessarily reduced) of simple reflections $\underline{s} = s_1 \cdots s_n$ and $\underline{r} = r_1 \cdots r_p$. We are interested in calculating the space $\text{Hom}(B_{\underline{s}}, B_{\underline{r}})$.

Philosophy: *The natural basis between Bott-Samelson bimodules is the tree $\mathbb{T}_{\underline{s}}$ "pasted" with the tree $\mathbb{T}_{\underline{r}}$ inverted.*

For any light leaf $l : B_{\underline{r}} \rightarrow B_{\underline{t}}$ in $\mathbb{T}_{\underline{r}}$ we can find its *adjoint light leaf* $l^a : B_{\underline{t}} \rightarrow B_{\underline{r}}$ by replacing each morphism in the set $\{m_s, j_s, f_{sr}\}$ by its adjoint. So we obtain a tree $\mathbb{T}_{\underline{r}}^a$ where the arrows go from children to parents.

Let $\mathbb{L}_{\underline{s}}$ be the set of light leaves of $\mathbb{T}_{\underline{s}}$ (recall that each leaf of the tree is seen as a morphism between Bott-Samelson bimodules).

Let $h \in \mathbb{L}_{\underline{s}}$ and $g \in \mathbb{L}_{\underline{r}}^a$, with $h \in \text{Hom}(B_{\underline{s}}, B_{\underline{x}})$ and $g \in \text{Hom}(B_{\underline{y}}, B_{\underline{r}})$, where \underline{x} and \underline{y} are reduced expressions of the elements $x, y \in W$ respectively. We define

$$g \cdot h = \begin{cases} g \circ F \circ h & \text{if } x = y \\ \emptyset & \text{if } x \neq y \end{cases}$$

where F is any path morphism in $\text{Hom}(B_{\underline{x}}, B_{\underline{y}})$. We call the set $\mathbb{L}_{\underline{r}}^a \cdot \mathbb{L}_{\underline{s}}$ the *double leaves basis* of $\text{Hom}(B_{\underline{s}}, B_{\underline{r}})$. The following theorem is proved in [Li4].

⁵The reason for this is that if the "weight" of a leaf is the length of the corresponding Bott-Samelson bimodule, then the leaves colored by R are the "lightest" ones.

Theorem 6.4 (Nicolas Libedinsky) *The Double Leaves Basis is a basis as a right (or left) R -module of the space $\text{Hom}(B_s, B_r)$.*

The proof of Theorem 6.4 is quite close to the proof of [Li2, Théorème 5.1].

Remark 8 Twice in this construction we said “where F is any path morphism”. Of course, for this basis to be well defined, these choices must be done once and for all. But what is quite striking about this theorem is that with any of these choices, Theorem 6.4 holds. There is a way to solve this ambiguity problem that we explore in the paper in preparation [LW].

Question 6.5 *Give an algorithm to express a composition of double leaves as a linear combination of double leaves.*

7 Final calculations: examples B, C and D

In section 4 we were able to calculate the indecomposable Soergel bimodules for the baby example A. Now that we have introduced the graphical notation we are able to do the same thing (although we will not prove it) in the other examples, B, C and D. This method gives also a different way to calculate the indecomposable Soergel bimodules in baby example A. We will obtain them as the image of some idempotents of Bott-Samelson’s instead of expressing them as tensor products of bimodules (which is not possible in general).

It is enough to calculate example D (the Universal Coxeter group), since the formulas there will still be true for any Dihedral group. So in this section we place ourselves in the case of the Universal Coxeter system U_n . Let us say that the box

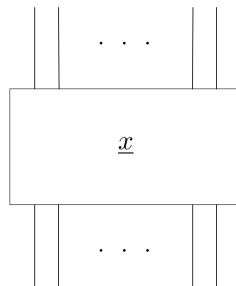


Figure 29: The projector

expresses the projector (usually there are several projectors, but for this group one can prove that it is unique) into the indecomposable bimodule $B_x \subset B_{\underline{x}}$ where \underline{x} is a reduced expression in U_n . For example

The following is a categorification of Dyer's Formula (Theorem 3.4) proved in [EL].

Proposition 7.1 (Ben Elias and Nicolas Libedinsky) *Let $x \in U_n$ and $\underline{x} = rs \dots$ be a reduced expression of x with $r, s, \dots \in S$. Let r be represented by the color red, t by the color tea green and b by the color blue. Black represents any color. We have the following inductive formula.*

Extending \underline{x} by a color $t \neq r, s$ one has

Extending \underline{x} by s one has

To convince the reader that this is a categorification of Dyer's formula, one should remark that the rightmost term, when multiplied by -1 , is an idempotent of $\text{End}(s\underline{x})$ projecting to B_{rx} .

References

- [BB] **A. Bjorner, F. Brenti**, *Combinatorics of Coxeter Groups*, Graduate Texts in Mathematics, **231**, Springer-Verlag, New York, 2005.
- [Da] **M. Davis**, *The Geometry and Topology of Coxeter Groups*, London Mathematical Society Monographs, Princeton University Press, 2008.
- [Dy] **M. Dyer**, *On some generalisations of the Kazhdan-Lusztig polynomials for universal Coxeter systems*, Journal of Algebra **116 (2)** (1988) 353-371.
- [El] **B. Elias**, *Thicker Soergel calculus in type A*, Proceedings of the London Mathematical Society **112 (5)**, 2016.
- [EL] **B. Elias, N. Libedinsky**, *Indecomposable Soergel bimodules for Universal Coxeter groups*, to appear in Transactions of the American Mathematical Society.
- [EW] **B. Elias, G. Williamson**, *The Hodge theory of Soergel bimodules*, Annals of Mathematics (2) **180**, 2014.
- [Hi] **H. Hiller**, *Geometry of Coxeter groups*, Research Notes in Mathematics, **54**, Pitman, Boston, 1982.

- [Hu] **J. E. Humphreys**, *Reflection Groups and Coxeter Groups*, Cambridge Studies in Advanced Mathematics, **29**, Cambridge Univ. Press, 1990.
- [KL] **D. Kazhdan, G. Lusztig**, *Representations of Coxeter groups and Hecke algebras*, *Inventiones mathematicae* **53** 165-184.
- [Li1] **N. Libedinsky**, *Autour de la catégorie des bimodules de Soergel*, Thèse de Doctorat, Université Paris Diderot, 17 Novembre 2008, available from my webpage www.nicolaslibedinsky.cl.
- [Li2] **N. Libedinsky**, *Sur la catégorie des bimodules de Soergel*, *Journal of Algebra* **320** (2008) 2675-2694.
- [Li3] **N. Libedinsky**, *Équivalences entre conjectures de Soergel*, *Journal of Algebra* **320** (2008) 2695-2705.
- [Li3] **N. Libedinsky**, *New bases of some Hecke algebras via Soergel bimodules*, *Advances in Mathematics* **228** (2011) 1043-1067.
- [Li4] **N. Libedinsky**, *Light leaves and Lusztig's conjecture*, *Advances in Mathematics* **280** (2015), 772-807.
- [LW] **N. Libedinsky, G. Williamson**, *Subexpressions and Kazhdan-Lusztig polynomials*, in preparation.
- [Ma] **H. Matsumoto**, *Générateurs et relations des groupes de Weyl généralisés*, *C R. Acad. Sci. Paris*, **258** 3419-3422.
- [Pi] **R. Pierce**, *Associative algebras*, Graduate Texts in Mathematics **88**, Springer, 1982.
- [So1] **W. Soergel**, *Kategorie O , perverse Garben, und Moduln über den Koinvarianten zur Weylgruppe*, *Journal of the American Mathematical Society* **3** (1990) 421-445.
- [So2] **W. Soergel**, *The combinatorics of Harish-Chandra bimodules.*, *Journal für die reine und angewandte Mathematik* **429** (1992) 49-74.
- [So3] **W. Soergel**, *Kazhdan-Lusztig polynomials and a combinatoric for tilting modules*, *Representation Theory* **1** (1997) 83-114.
- [So4] **W. Soergel**, *On the relation between intersection cohomology and representation theory in positive characteristic*, *Journal of Pure and Applied Algebra* **152** (2000), 311-335.
- [So5] **W. Soergel**, *Kazhdan-Lusztig polynomials and indecomposable bimodules over polynomial rings*, *Journal of the Institute of Mathematics of Jussieu* **6(3)** (2007) 501-525.